






IN-STORE TREATS 2/3 cup (79 ml) per serving







SOFT SERVE ICE CREAM

		CALORIES (Kcal)	TOTAL FAT (g)	SATURATED FAT (g)	CHOLESTEROL (mg)	SODIUM (mg)	TOTAL CARBS (g)	DIETARY FIBER (g)	SUGAR (g)	PROTEIN (g)	VITAMIN A (%)	VITAMIN D (%)	CALCIUM (%)	IRON (%)	POTASSIUM (%)
Matcha		237	5	2.9	21	246	25.4	5.7	25.1	23.4	N/A	307	46	6	8
Black Sesame		296	10.5	3.4	18	169	11.9	2.3	10	34.2	N/A	363	82	9	11
Tofu		210	4.7	0.5	0	139	9.6	2.1	5.1	31.1	N/A	0	55	9	8
Seasonal Flavor		N/A	N/A	N/A	N/A	N/A	N/A	N/A	N/A	N/A	N/A	N/A	N/A	N/A	N/A








TAIYAKI CONE (S / L)

Small Taiyaki Cone	 	311	11.5	3.5	62	372	46.8	1.1	22.6	5	N/A	71	3	7	3
Large Taiyaki Cone	 	363	13.4	4	72	436	54.6	1.3	26.3	5.8	N/A	83	3	8	371

CRIOSSANT TAIYAKI






Nutella	  	459	28.9	15.1	0	132	44.2	2.7	20.4	5.4	N/A	0	3	16	4
Red Bean		544	15.4	2.2	0	136	91.3	6.6	46.3	10.5	N/A	0	4	19	1
Ham and Cheese	 	345	22.8	6.9	23	567	22.8	1.1	0.4	12.1	N/A	0	2	8	2

MOCHI ICE CREAM

Vanilla Chocolate Chip	  	110	6	2.5	20	25	23	0	14	1	2	N/A	2	2	N/A
Chocloate	 	110	3.5	2.5	20	25	20	0	13	1	2	N/A	2	2	N/A
Raspberry Crunch	  	110	6	2.5	20	25	23	0	14	1	2	N/A	2	2	N/A
Salted Carmel	 	110	4	2.5	20	60	20	0	14	1	2	N/A	2	2	N/A
Mandarin Orange	 	110	3.5	2.5	20	25	20	0	13	1	2	N/A	2	2	N/A
Lychee	  	120	4	2.5	20	25	20	0	14	1	2	N/A	2	2	N/A
Azuki Red Bean	 	110	6	2.5	20	40	23	0	14	1	2	N/A	2	2	N/A
Black Sesame	 	120	4	2.5	25	25	20	0	14	1	2	N/A	2	2	N/A
Matcha	 	120	3.5	2.5	20	25	20	0	13	1	2	N/A	2	2	N/A



ALLERGEN KEY

-  Dairy
-  Soy
-  Eggs
-  Peanuts
-  Gluten
-  Tree Nuts